

## Transforming Healthcare in Greater Cincinnati



## Continuum of Population Health Services

- Comprehensive Wellness
- Direct Primary Care
- Care/Condition Management and Navigation
- Bundled Payments/Episodes of Care
- Enhanced Cost and Utilization Management
- Narrow and Tiered Network Products
- Total Cost of Care Guarantee

## Infrastructure

**Largest adult and pediatric primary care network in Cincinnati**

\$25 million in annual population health infrastructure to manage \$1+ billion in premium

Close to 300,000 value-based lives under management

NCQA-Accredited care management in ACO

## Goals

Innovative care-delivery models

Integrated delivery network focused on prevention and coordinated care

**Proactive, high-value care leading to better outcomes at a lower cost**

THE change agent in Cincinnati altering financing models for outcomes-based payment

## TriHealth Care Delivery Model



Timely Care Access

Health Equity

High-Performance Networks

Community Partnerships

Collaborative Payor Relationships

Creative Financing Models

## Achieving Better Health Outcomes

### Access to Care<sup>1</sup>

Yearly patient visits  
**95%**

Addressing all conditions  
**92%**



### Improved Outcomes<sup>3</sup>

Lung Cancer Survival has improved  
**6-fold** over the last 5 years

### Top Decile Prevention<sup>2</sup>

CANCER SCREENINGS  
Colon **79%** Breast **84%**



### Optimized Place of Service<sup>4</sup>

**70%** of care delivered as outpatient  
Next closest ~55%

### Managing Diabetes<sup>2</sup>

Diabetes Control **79%** Medication Adherence **94%** Kidney Screening **95%**



### Total Cost of Care<sup>4</sup>

Facilities **10-15%** lower than market

<sup>1</sup> 75th percentile compared to HEDIS; <sup>2</sup> 90th percentile compared to HEDIS; <sup>3</sup> TriHealth registry data; <sup>4</sup> based on payer claims analysis

## TriHealth Corporate Health

### Employer Solutions for Lifetime Health

- Employee Assistance/ Work-Life Services
- Executive Health
- Health & Wellness Coaching
- Occupational Medicine (including 5 area centers & mobile unit)
- Onsite Medical Services
- Workplace Wellbeing & Fitness

### The Trusted Single Source Employers Need To...

Achieve Regulatory Compliance

Enhance Employee Wellbeing

Lower Total Costs

For nearly 40 years, employers have turned to TriHealth for our expertise in creating cultures of health, safety and wellbeing in the workplace. We understand the challenges employers face and have a proven track-record of navigating the complexities of compliance, boosting wellbeing and achieving a positive financial impact.



Healthier Outcomes



Financial Results



Population Health Approach



Collaboration




Innovation



Personal Connection

## TriHealth Clinically Integrated Network

Physicians	APPs	Ambulatory Sites	Post Acute Care	Ancillary Services	Hospitals
1,138	341	16	60	4	4
<div>  <p><b>TriHealth Physician Partners</b></p> <p><b>TOTAL</b> 804 PCPs 257 Specialists 387 APPs 160</p> <p><b>TPHO Affiliated Providers</b></p> <p><b>TOTAL</b> 692 PCPs 18 Specialists 509 APPs 165</p> </div>					
<div> <p>Anderson Arrow Springs Beacon Summit Woods Beacon West Bethesda ASC Clifton Clifton Hand Surgery Center Evendale - Beacon/TriHealth Glenway Kenwood Liberty Mason Surgery Center West The Urology Center West Chester Western Ridge</p> </div>					
<div> <p>Skilled Nursing Facilities 40</p> <p>Home Health Agencies 18</p> <p>Hospice Providers 1</p> <p>TriHealth Rehabilitation 1</p> </div>					
<div> <p>Durable Medical Equipment 1</p> <p>Home Infusion 1</p> <p>Patient Transport 1</p> <p>Dialysis 57</p> </div>					
<div> <p>Good Samaritan TriHealth Hospital</p> <p>Bethesda North TriHealth Hospital</p> <p>Bethesda Butler TriHealth Hospital</p> <p>McCullough-Hyde Memore Hospitals TriHealth</p> </div>					

## TriHealth High Performing ACO

- Consistently rated among the top ACOs in the state and country
- Rated top 1-2 ACO in the country for Anthem (Elevance)
- Generated consistent savings for total cost of care benchmarks
- Chosen as preferred provider for narrow/tiered products



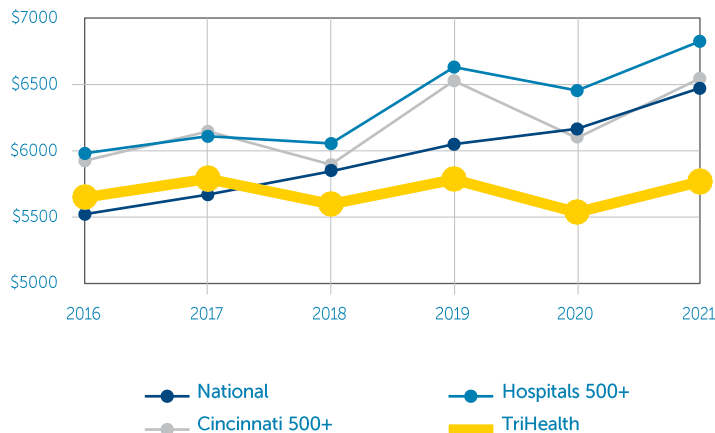
## Preventive Screenings & Chronic Condition Management

	Measure	Percent	Percentile
Prev. Access	Members Seen by PCP (annual)	95%	75 <sup>th</sup>
	Addressing all chronic diseases (annual)	92%	75 <sup>th</sup>
	Breast Cancer Screening	84%	90 <sup>th</sup>
	Colorectal Cancer Screening	79%	90 <sup>th</sup>
Chronic	Diabetes Control	79%	90 <sup>th</sup>
	Asthma Medication Ratio	85%	90 <sup>th</sup>
	Diabetes Medication Adherence	94%	90 <sup>th</sup>

## Key Network Partners



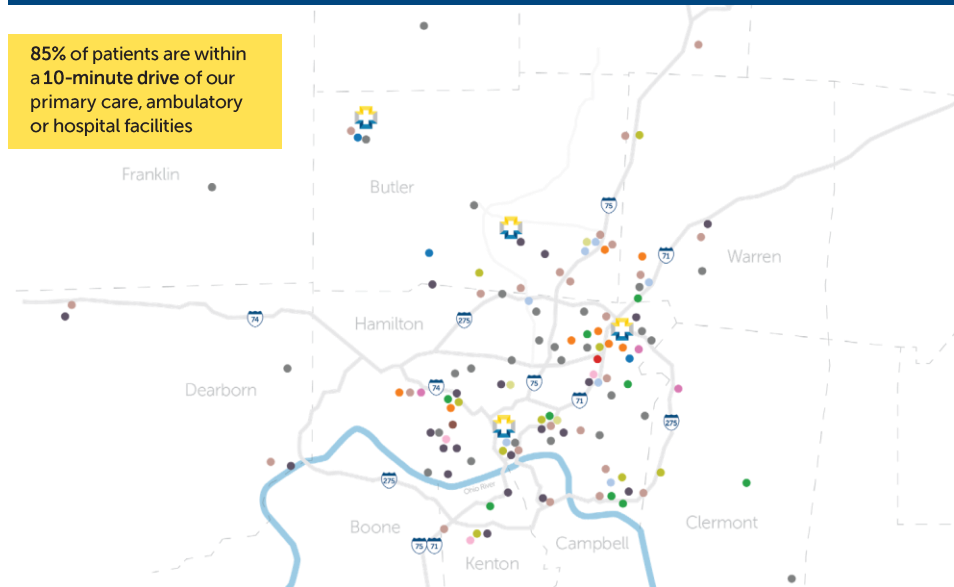
## Total Annual Health Cost Per Covered Beneficiary



Total cost of care per covered beneficiary per year (PBPY).  
A lower number corresponds with lower medical spend for the population.  
Sources: Mercer and Direct Payer Claims

## Provider/Hospital Network

85% of patients are within a 10-minute drive of our primary care, ambulatory or hospital facilities



### Specialty

- Acute Medicine
- Allergy and Dermatology
- Anesthesia and Surgery
- Cardiology/Cardiac & Vascular
- Gastroenterology
- Hematology/Oncology
- Hospice and Palliative Care
- Hospital
- Infectious Diseases
- Medical Specialties
- Mental Health/Substance Abuse
- Musculoskeletal Diseases
- Neurology/Neurosurgery
- Ophthalmology/Otolaryngology
- Primary Care
- Radiology
- Urology
- Women's Health